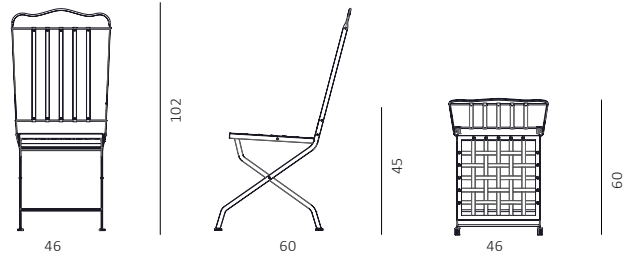


Item code: **CASEG**



### TERMS OF USE



Hard Conditions: bar, pub



Medium Conditions: HORECA

### MATERIALS AND FINISHES

Powder coated iron

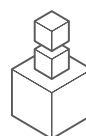


Graphite

### TYPE OF PRODUCT

Assembled

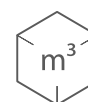
### PACKAGING



1 pz



9 Kg

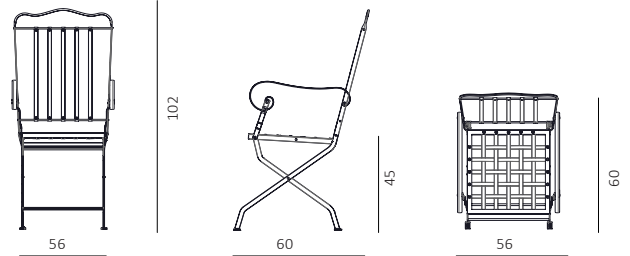


0,144 m<sup>3</sup>



25 x 123 x 47 cm

Item code: **CAPOG**



### CONDIZIONE E UTILIZZO

**H**

Hard Conditions: bar, pub

**M**

Medium Conditions: HORECA

### MATERIALS AND FINISHES

Powder coated iron

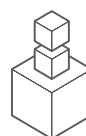


Graphite

### TYPE OF PRODUCT

Assembled

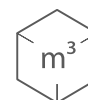
### PACKAGING



1 pz



12,5 Kg

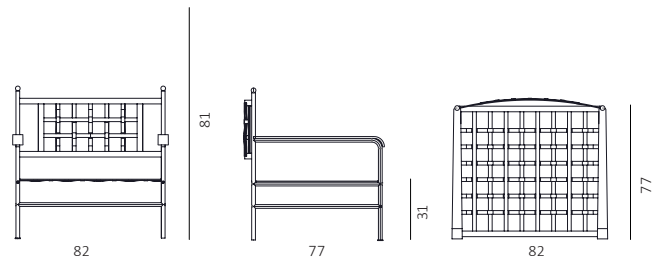


0,150 m<sup>3</sup>



20 x 129 x 58 cm

Item code: **TOPO**



### TERMS OF USE



Hard Conditions: bar, pub



Medium Conditions: HORECA

### MATERIALS AND FINISHES

Powder coated iron

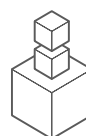


Graphite

### TYPE OF PRODUCT

To be assembled

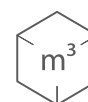
### PACKAGING



1 pz



25 Kg



0,103 m<sup>3</sup>



14 x 86 x 86 cm

Item code: **TODI**



### TERMS OF USE



Hard Conditions: bar, pub



Medium Conditions: HORECA

### MATERIALS AND FINISHES

Powder coated iron

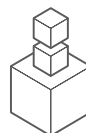


Graphite

### TYPE OF PRODUCT

To be assembled

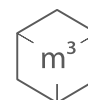
### PACKAGING



1 pz



40 Kg

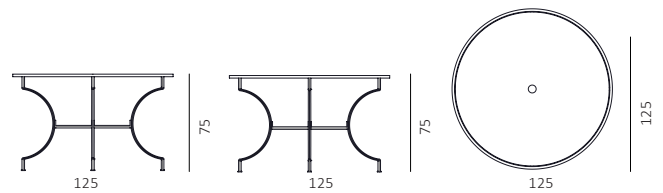


0,195 m<sup>3</sup>



14 x 162 x 86 cm

Item code: **PAROG**



## TERMS OF USE



Hard Conditions: bar, pub



Medium Conditions: HORECA

## MATERIALS AND FINISHES

Powder coated iron

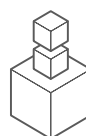


Graphite

## TYPE OF PRODUCT

To be assembled

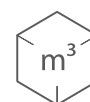
## PACKAGING



2 pz



22,2 Kg

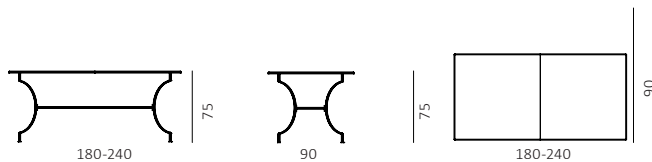


0,109 m<sup>3</sup>



135 x 135 x 6 cm

Item code: **ARTAV**



## TERMS OF USE



Hard Conditions: bar, pub



Medium Conditions: HORECA

## MATERIALS AND FINISHES

Powder coated iron

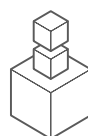


Graphite

## TYPE OF PRODUCT

To be assembled

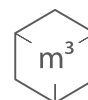
## PACKAGING



2 pz



61,6 Kg

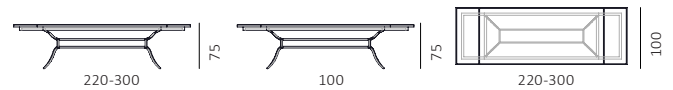


0,275 m<sup>3</sup>



13 x 108 x 195,5 cm

Item code: **AVTAV**



### TERMS OF USE



Hard Conditions: bar, pub



Medium Conditions: HORECA

### MATERIALS AND FINISHES

Powder coated iron

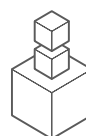


Graphite

### TYPE OF PRODUCT

To be assembled

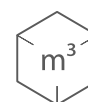
### PACKAGING



2 pz



105 Kg

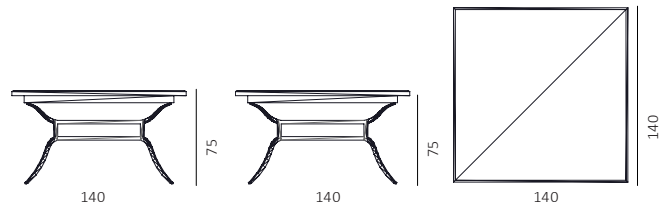


0,786 m<sup>3</sup>



113 x 232 x 30 cm

Item code: **AVTAVQ**



## TERMS OF USE



Hard Conditions: bar, pub



Medium Conditions: HORECA

## MATERIALS AND FINISHES

Powder coated iron

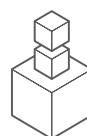


Graphite

## TYPE OF PRODUCT

To be assembled

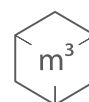
## PACKAGING



2 pz



105 Kg



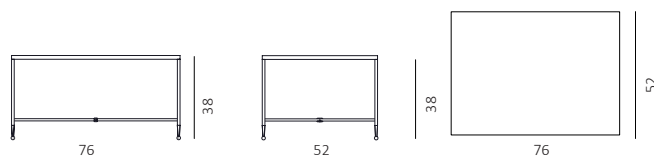
0,786 m<sup>3</sup>



113 x 232 x 30 cm



Item code: **TORE76**



## TERMS OF USE



Hard Conditions: bar, pub



Medium Conditions: HORECA

## MATERIALS AND FINISHES

Powder coated iron

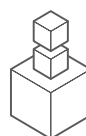


Graphite

## TYPE OF PRODUCT

To be assembled

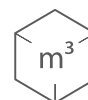
## PACKAGING



1 pz



11 Kg

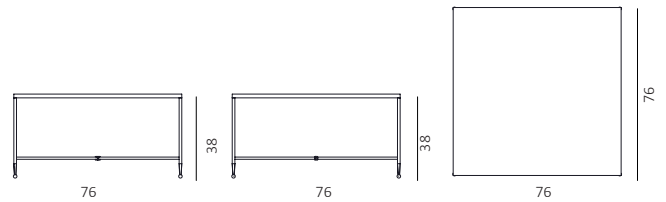


0,047 m<sup>3</sup>



10 x 81,5 x 58 cm

Item code: **TOQU76**



### TERMS OF USE



Hard Conditions: bar, pub



Medium Conditions: HORECA

### MATERIALS AND FINISHES

Powder coated iron

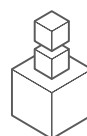


Graphite

### TYPE OF PRODUCT

To be assembled

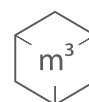
### PACKAGING



1 pz



15,6 Kg

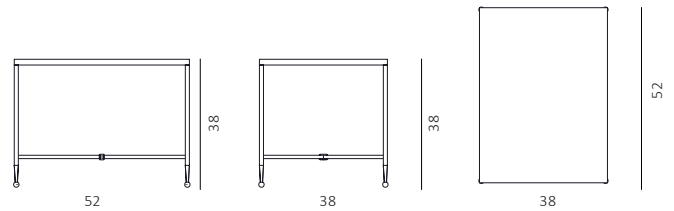


0,067 m<sup>3</sup>



80 x 80 x 10,5 cm

Item code: **TORE38**



### TERMS OF USE



Hard Conditions: bar, pub



Medium Conditions: HORECA

### MATERIALS AND FINISHES

Powder coated iron

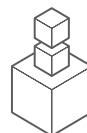


Graphite

### TYPE OF PRODUCT

To be assembled

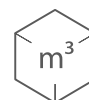
### PACKAGING



1 pz



7,4 Kg



0,020 m<sup>3</sup>



9 x 55 x 42 cm

## CURA E MANUTENZIONE

### ACCIAIO

Lavare il prodotto con acqua, asciugare bene e passare olio di vaselina su tutta la struttura per mantenere colorazione, lucentezza e aumentare la protezione dalla ruggine. Per il ferro battuto si consiglia di applicare una soluzione di limone e sale, lasciandola riposare per mezz'ora e successivamente strofinare con una spazzola. Anche l'aceto di vino bianco ha lo stesso potere pulente del limone. In caso di zone rovinate dall'usura o dalla ruggine si può rimuovere con carta vetrata, prima a grana grossa poi a grana fine. Una volta eliminata la ruggine applicare un prodotto antiruggine sul quale, una volta asciutto, passare un olio o cera d'api così da conferire al ferro un aspetto lucido e piacevole.

## CARE AND MAINTENANCE

### STEEL

Clean the product with water, blot dry and apply vaseline oil over the entire structure to maintain colour, shine and increase rust protection. For wrought iron it is recommended to apply a solution of lemon and salt, let it set for half an hour and then scrub with a brush. White wine vinegar has the same cleaning power as lemon. In case of areas damaged by wear or rust use sandpaper from coarse to fine grain. Once all the rust has been removed, apply a coat of anti-rust product and, once completely dry, apply a layer of oil or beeswax to give the iron a shiny and pleasant finish.